



Solenoid valve 2/2 way N.C. With pilot control

21H7KV120

21H8KV120

PRESENTATION:

S.V. with pilot control for interception of fluids compatible with the construction materials.

A minimum operational pressure of 0,1 bar is required.

The materials used and the tests carried out ensure maximum reliability and duration.

USE: Automation
Heating

PIPES: G 3/8 - G 1/2

COILS:

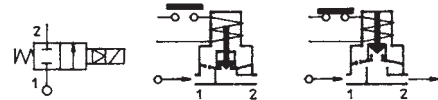
8W - Ø 13		
BDA -BDS - BSA	155°C	(class F)
BDP	160°C	(high temperature)
BDF	180°C	(class H)
SDH	180°C	(class H)
12W - Ø 13		
UDA	155°C	(class F)
14W - Ø 13		
GDH	180°C	(class H)



Max. allowable pressure (PS) 20 bar
 Environment temperature:
 with class F or high temperature coils - 10°C + 60°C
 with class H coil - 10°C + 80°C

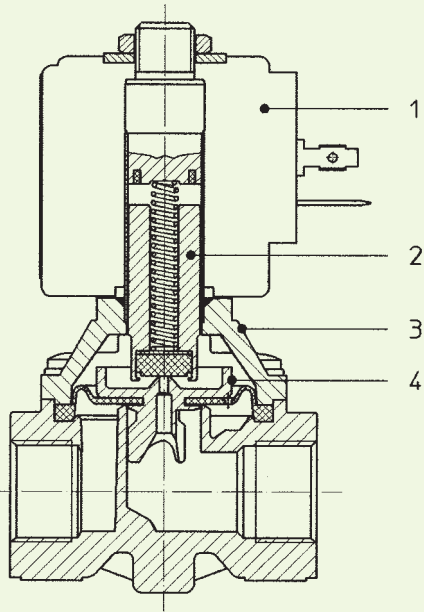
Gaskets	Temperature		Medium
V=FKM (fluoroelastomer)	- 10°C	+140°C	Mineral oils (2°E), gasoline gas oils
B=NBR (nitrile rubber)	- 10°C	+ 90°C	Air, inert gas, water
E=EPDM (ethylene-propylene)	- 10°C	+140°C	Water, low pressure steam

For seals other than FKM replace the letter "V" with the ones corresponding to the other seals. E.I. 21H7KE120.



Pipe ISO 228/1	Code	Max viscosity		Ø mm	Kv (l/mn)	Power (watt)	Pressure		
		cSt	°E				min bar	M.O.P.D.	
							AC bar	DC bar	
G 3/8	21H7KV120	12	~ 2	12	35	8	0,1	20	10
						12			20
						14			20
G 1/2	21H8KB120	12	~ 2	12	45	8	0,1	20	10
						12			20
						14			20

The "ODE" reserves the right to carry out technical and aesthetic modifications without prior notification.



MATERIALS:

Body Brass - UNI EN 12165 CW617N
Welded armature tube Stainless steel AISI series 300
Fixed core Stainless steel AISI series 400
Plunger Stainless steel AISI series 400
Phase displacement ring Copper - Cu 99,9%
Spring Stainless steel AISI series 300
Seal Standard: V=FKM
 On request: B=NBR E=EPDM
Orifice Brass - UNI EN 12165 CW617N

On request: Pg 9 or Pg 11
Connector ISO 4400
Connector conformity

FEATURES:

Electrical conformity IEC 335
Protection degree IP 65 EN 60529 (DIN 40050)
 with coil fitted by connector.

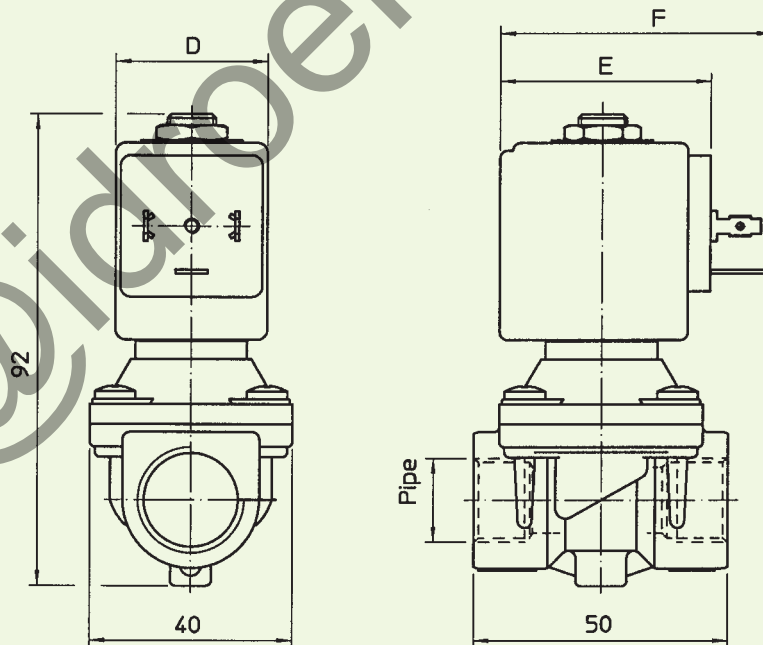
SPARE PARTS:

1. **Coil:**
See coils list
2. **Complete plunger:**
Code R451284/V
3. **Complete cover with armature tube:**
Code R450938
4. **Complete diaphragm:**
Code R450916/V

MAINTENANCE KIT:

KTG0H7KV12=2+4

DIMENSIONS:



Type	Pipe ISO 228/1
21H7KV120	G 3/8
21H8KV120	G 1/2

COIL W ---	POWER ABSORPTION		TYPE	DIMENSIONS		
	Inrush VA ~	Hold VA ~		D mm	E mm	F mm
8 W	25	14,5	B	30	42	54
			S	32		
12 W	35	25	U	36	48	60
14 W	43	27	G	52	55	67