

Solenoid Valve, Normally Close, 2/2 Way 21W3KB190
With pilot control - Brass ÷
NBR=Buna, EPDM, FKM=Viton 21W7KB500

PRESENTATION:

S.V. with pilot control for interception of fluids compatible with the construction materials.
 A minimum operational pressure of 0,2 bar is required.
 The materials used and the tests carried out ensure maximum reliability and duration.

USE: Automation
 Heating

PIPES: G 3/4 - G 2

COILS: 8W - Ø 13
 BDA -BDS - BSA 155°C (class F)
 BDP 160°C (high temperature)
 BDF 180°C (class H)
 SDH 180°C (class H)

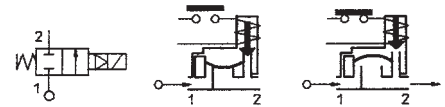
MOULDING AND BOBBIN ARE MADE BY 100% VIRGIN MATERIAL.

Max. allowable pressure (PS)
 G 3/4 - G 1 25 bar
 G 1 1/4 - G 2 16 bar
 Environment temperature:
 with class **F** or high temperature coils - 10°C + 60°C
 with class **H** coil - 10°C + 80°C



Gaskets	Temperature	Medium
B =NBR (nitrile rubber)	- 10°C + 90°C	Air, inert gas, water
E =EPDM (ethylene-propylene)	- 10°C +140°C	Water, low pressure steam
V =FKM (fluoroelastomer)	- 10°C +140°C	mineral oils (2°E), gasoline, gas oil

For seals other than NBR replace the letter "B" with the ones corresponding to the other seals. Ex. 21W3KE120.



Pipe ISO 228/1	Code	Max viscosity		Ø mm	Kv (l/mn)	Power (watt)	Pressure		
		cSt	°E				min bar	M.O.P.D. AC bar DC bar	
G 3/4	21W3KB190	12	~ 2	19	140	8	0,2	16	16
G 1	21W4KB250			25	190				
G 1 1/4	21W5KB350			35	400			10	10
G 1 1/2	21W6KB400			40	520				
G 2	21W7KB500			50	750				



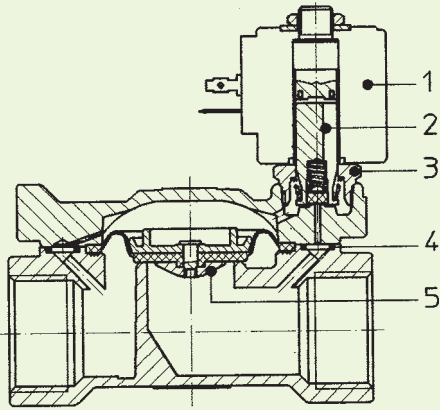
CE Approval
 (Pressure Equipment Directive 97/23/CE)

for S.V. 21W5÷21W7

Sede Legale
 Registered Office
 00195 Roma (RM) Via Carlo Mirabello, 14

Ufficio Commerciale e sede logistica
 Commercial and Logistic Office
 73100 Lecce (LE) - Via Parini, 48
 Tel: +39 0832090005
 e-mail: info@idroenergiaitalia.it

info@idroenergiaitalia.it



MATERIALS:

Body Brass - UNI EN 12165 CW617N
Armature tube Stainless steel AISI series 300
Fixed core Stainless steel AISI series 400
Plunger Stainless steel AISI series 400
Phase displacement ring Copper - Cu 99,9%
Spring Stainless steel AISI series 300
Seal Standard: B=NBR
 On request: E=EPDM V=FKM
Orifice Brass - UNI EN 12165 CW617N

On request:
Connector Pg 9 or Pg 11
Connector conformity ISO 4400

FEATURES:

Electrical conformity IEC 335
Protection degree IP 65 EN 60529 (DIN 40050)
 with coil fitted by connector.

SPARE PARTS:

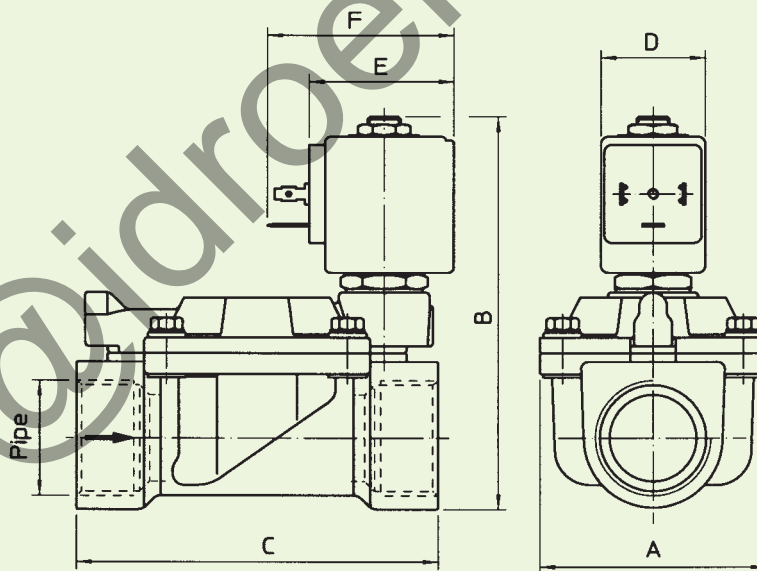
- 1. **Coil:** See coils list
- 2. **Complete plunger:** Code R450886/B
- 3. **Complete armature tube:** Code R450606
- 4. **Gasket O-Ring:**
- 5. **Complete diaphragm:**

KIT:
 KT130KB30-A=2+3

MAINTENANCE KIT:

G 3/4-G 1
 KTG0W3KB19=2+4+5
 G 1 1/4-G 1 1/2
 KTG0W5KB35=2+4+5
 G 2
 Code R990002/B
 Code R990005/B
 Code R990081/B
 KTG0W7KB50=2+4+5

DIMENSIONS:



Type	Pipe ISO 228/1	A mm	B mm	C mm
21W3KB190	G 3/4	65	105	104
21W4KB250	G 1		112	
21W5KB350	G 1 1/4	98	125	144
21W6KB400	G 1 1/2			
21W7KB500	G 2	118	141	172

COIL	POWER ABSORPTION		TYPE	DIMENSIONS		
	Inrush VA ~	Hold VA ~		D mm	E mm	F mm
8 W	25	14,5	B	30	42	54
			S	32		